

Cytogenetic Testing Suite



Prenatal



Constitutional

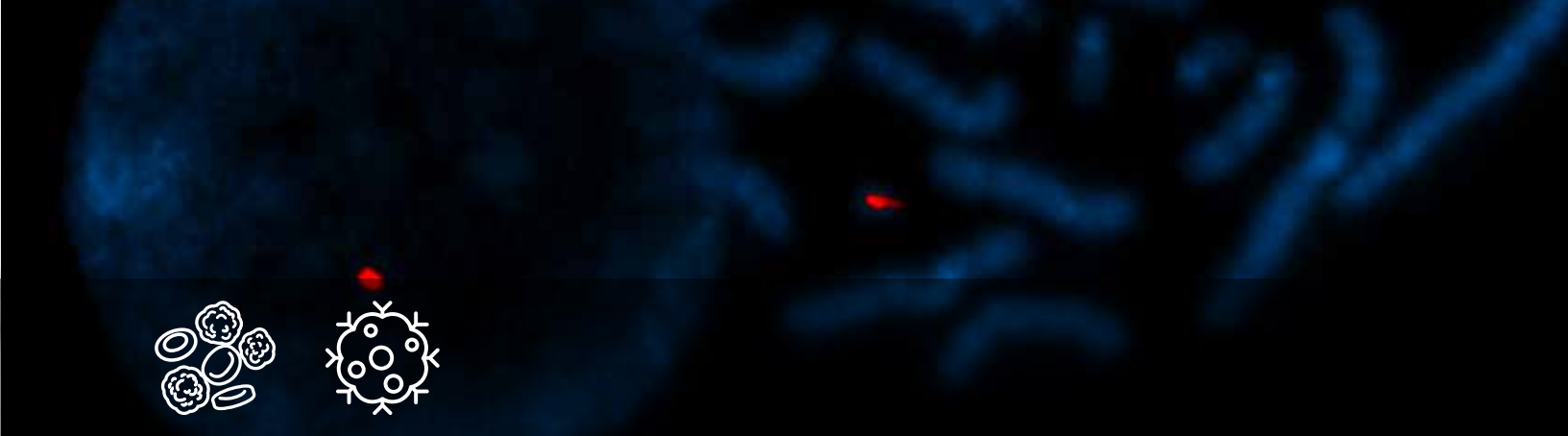


Hematologic
Malignancies



Solid Tumor

Extensive test menu for all specimen types that aligns with the latest clinical and laboratory guidelines



Prenatal and Constitutional Cases

EXPERT CONSULTATION

Our dedicated genetic counselors provide:

- Test selection guidance
- Case review and management for every prenatal case
- Interpretation assistance for complex findings
- Variant reevaluation services
- Local resource identification

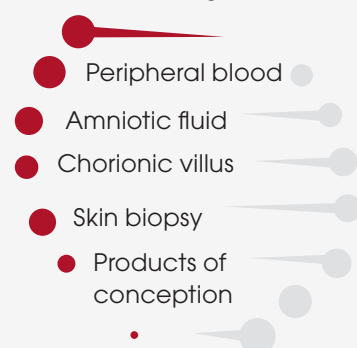
OPTIMAL PATIENT CARE

Our full-service Cytogenetics Department provides outstanding stewardship:

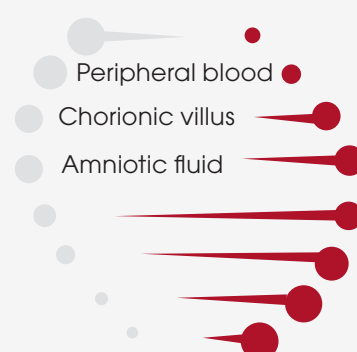
- Expedited chromosome analysis for newborns ≤ 7 days
 - » Preliminary report available in 2–3 days to provide early actionable insights
- Customized interpretive information and follow-up test recommendations based on ACMG/ClinGen standards
- Interpretation of structural variants
- Postnatal microarray testing includes chromosome studies

ACCEPTED SPECIMEN TYPES

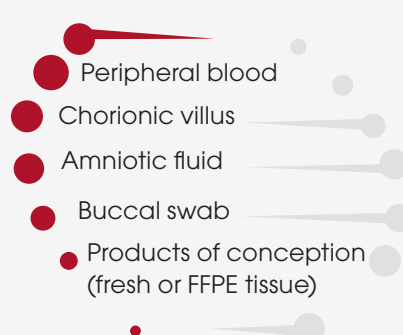
Chromosome Analysis



FISH Analysis



Genomic Microarray Analysis



Hematologic Malignancy and Solid Tumor Cases

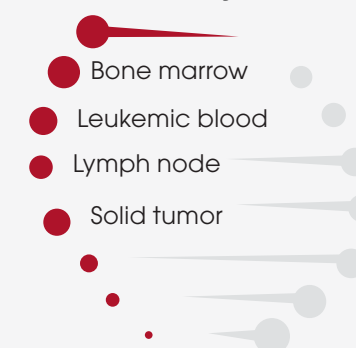
MAXIMUM CLINICAL IMPACT

- Certified by the Children's Oncology Group (COG), the world's largest childhood and adolescent cancer research organization
- Expedited *PML::RARA* testing by fluorescence in situ hybridization (FISH) for rapid confirmation of acute promyelocytic leukemia (APL)
- Reduced redundant testing with internal review of all FISH orders
- High diagnostic yield and efficient turnaround times
 - » Optimized chromosome analysis includes:
 - Specialized cultures for acute and mature lymphoid cell malignancies (including CpG-stimulation for chronic lymphocytic leukemia [CLL])
 - Routine medical director review of more karyograms per case than required by the College of American Pathologists (CAP)
- Comprehensive, up-to-date reporting practices, including classification according to the World Health Organization (WHO), the International Consensus Classification (ICC), the National Comprehensive Cancer Network (NCCN), and ACMG/the Cancer Genomics Consortium (CGC).

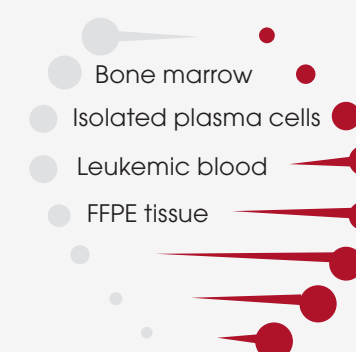
View our complete cytogenetics testing suite at aruplab.com/cytogenetics.

ACCEPTED SPECIMEN TYPES

Chromosome Analysis



FISH Analysis



Genomic Microarray Analysis



To see all probes, visit aruplab.com/probes.



ARUP LABORATORIES

500 Chipeta Way
Salt Lake City, UT 84108-1221
Phone: 800-522-2787
Fax: 801-583-2712

*ARUP is a nonprofit enterprise of the University of Utah
and its Department of Pathology.*

