

Patient: [REDACTED]
 DOB: [REDACTED] Age: [REDACTED] Gender: [REDACTED]
 Patient Identifiers: [REDACTED]
 Visit Number (FIN): [REDACTED]

Client: [REDACTED]
 Physician: [REDACTED]

ARUP Test Code: 0081064
 Collection Date: 12/01/2016
 Received in Lab: 12/02/2016
 Completion Date: 12/02/2016

Patient Information Used in Risk Calculations:

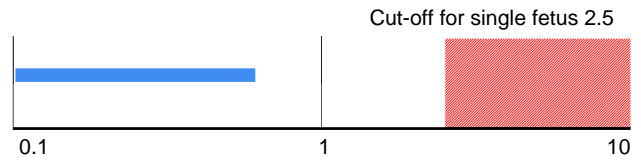
Maternal Age at Delivery: [REDACTED] yr
 Estimated Due Date: 03/21/2017
 Gestational Age at Draw: 24.29
 Maternal Weight: 169 lbs
 Maternal Race: [REDACTED]
 Number of Fetuses: Singleton
 Family History of Neural Tube Defects: No
 Family History of Aneuploidy: No
 Patient is medication-dependent diabetic: No
 Crown Rump Length: Not Done

Marker	Measurement	MoM
AFP	66 ng/mL	0.62
hCG	46048 IU/L	2.91
uE3	1.84 ng/mL	0.53
Inhibin A	210 pg/mL	0.73
PAPP-A	1683 mIU/L	0.82
NT	Not Done	Not Done
	Not Done	Not Done
Sonographer Name: N/A		
Sonographer Cert #: N/A		
Ultrasound Date: 09/14/2016		

Interpretation: ABNORMAL DOWN SYNDROME RISK


Open Neural Tube Defects Normal

Risk before test: 1 in 900
 Risk after test: <1 in 10000



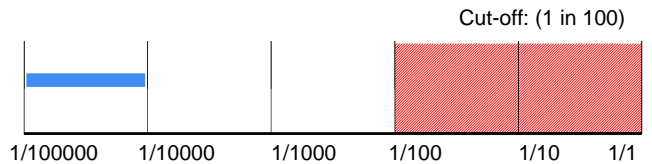
Down Syndrome Abnormal

Risk before test: 1 in 1100
 Risk after test: 1 in 88 *



Trisomy 18 Normal

Risk before test: 1 in 11000
 Risk after test: <1 in 10000



NOTE: * symbol indicates abnormal result

Comments:

Assuming the patient information listed is correct, this maternal screen is ABNORMAL. Other possible outcomes of abnormal screens include: normal pregnancy, intrauterine fetal demise or missed abortion. If you have questions regarding this screen, please call Genetics at 800-242-2787 ext. 2141.

This is a screening test for Down syndrome, trisomy 18 and open neural tube defects. It will not detect all cases of these disorders, and its ability to identify other chromosome disorders has not been established.

The PAPP-A test developed and characteristics determined by ARUP Laboratories. See Compliance Statement B: aruplab.com/CS



Patient: [REDACTED]
 ARUP Accession: 16-337-400076